
BuzziShade Square

220-240V

Product Specification Sheet

This document contains technical information about the BuzziShade Square



www.buzzi.space








Noise-reducing pendant lighting, with a twist.

Meet BuzziShade Square, with its unique personality. It combines a nicely finished metal frame, upholstered in BuzziFelt, with our signature lacing available in a wide range of colors. This meticulously crafted lighting fixture, with acoustic capabilities, reduces external noise level to a maximum while blending in with the interior. It is such a versatile modern lighting that means the perfect addition to any office, lobby area or restaurant. Be adventurous and hang several BuzziShade Square in a row for an even more distinctive setting and well-balanced space.

Designed by Stal Collectief

General

-  Square | Square LED
-  BuzziFelt cover
Powder coated metal frame
Fabric power cord
-  Input Voltage: 220 - 240V
Input Frequency: 50/60Hz
Class: 1
-  Dry usage
-  Assembled

Acoustics



Absorption



Diffusion



Mid tone



High tone

Certifications

CE/CB

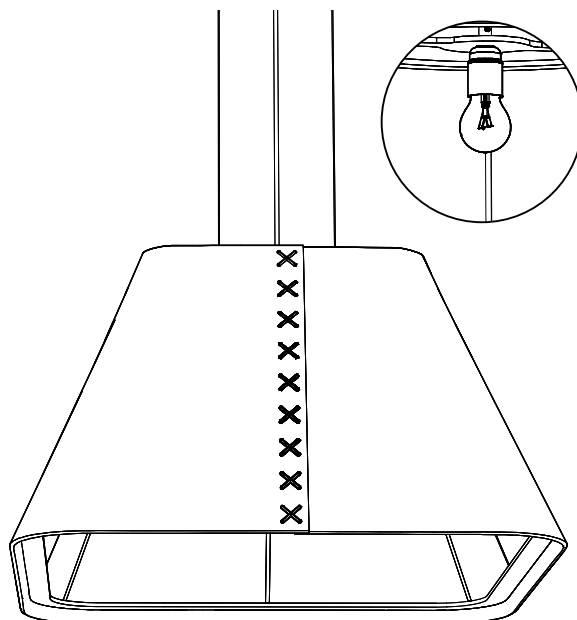
Content

Configurations	3
Technical components	4
Fabrics	7
Photometric Data	8
Dimensions	10
Acoustics	12

Configurations

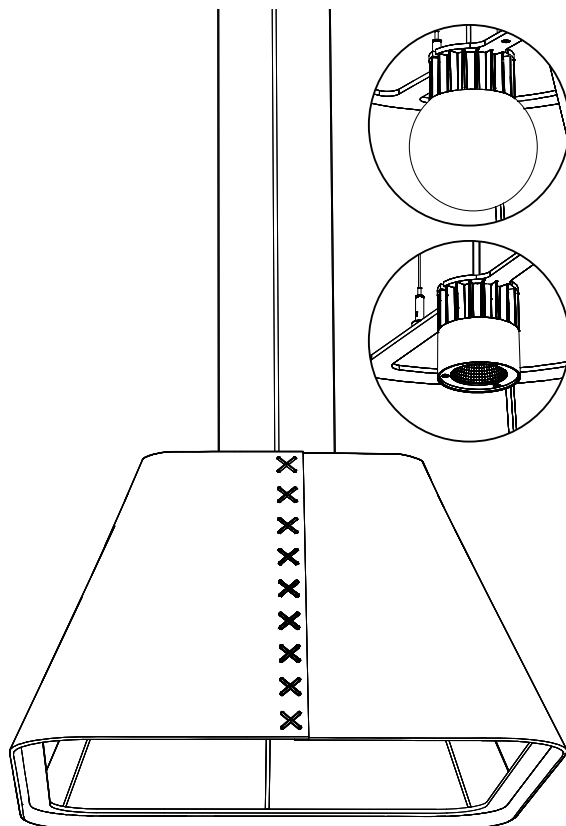
BuzziShade Square

- 🔧 Medium
- 🌳 BuzziFelt cover with lace
- 🌳 Metal frame in black (RAL 9005), white (RAL 9010), alu (RAL 9006) or fluorescent orange (RAL 2005)
- Height: 44 cm
- ✂ Width: 75 cm
- Depth: 75 cm
- 💡 E27 Fitting (Max. 60W)
- Excl. Bulb
- ⚖ 5 kg
- Lace: black | white | fluorescent orange
- ... Black or alu cables 2 - 5 m
- Fabric power cord in black, red or fluorescent orange
- Ceiling canopy black or white
- ⚠ If installing on suspended ceiling, verify load capacity prior to installation.



BuzziShade Square LED Globe

- 🔧 Medium
- 🌳 BuzziFelt cover with lace
- 🌳 Metal frame in black (RAL 9005), white (RAL 9010), alu (RAL 9006) or fluorescent orange (RAL 2005)
- Fabric power cord in black
- Ceiling canopy black
- Height: 44 cm
- ✂ Width: 75 cm
- Depth: 75 cm
- Wattage: 19W
- Lumen Output: 1500 lumen (LED light source)
- 💡 Color Temperature: 3000K
- Color Rendering Index: 90
- Dimmable: 1-10V Protocol
- ⚖ 7 Kg
- Diffusor: frosted glass globe or 38° reflector spot
- ... Lace: black | white | fluorescent orange
- Black or alu cables 2 - 5 m
- ⚠ If installing on suspended ceiling, verify load capacity prior to installation



Technical components

BuzziShade Square

Ceiling canopy

Powder coated metal canopy in black (RAL 9005) or white (RAL 2010)

Including mounting bracket

Height: 2,6 cm

Diameter: 12 cm



Frame

Metal frame available in following colors:

Powder coated white	RAL 9010
Powder coated black	RAL 9005
Fluorescent orange	RAL 2005
Alu	not powder coated



Technical components

BuzziSol LED Pendant

Ceiling canopy



Powder coated metal canopy in black (RAL 9005)
Including mounting bracket

Width: 14 cm
Length: 28 cm
Height: 4 cm

Frame



Metal frame available in following colors:

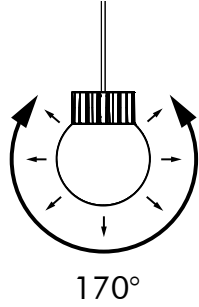
Powder coated white	RAL 9010
Powder coated black	RAL 9005
Fluorescent orange	RAL 2005
Alu	not powder coated

Heat sink



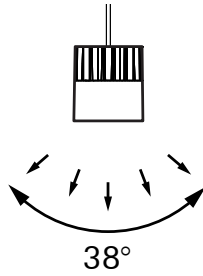
The light element consists out of a black powder coated metal heat sink fitted with a C.O.B. LED source.

Globe



The BuzziSol Globe is finished with a frosted glass globe, to create a decorative light effect 170° around enlighting the inside of the BuzziShade.


Spot



The BuzziSol Spot is finished with a 38° reflector to direct the light towards the surface.

Fabrics

Felt



Composition 100% Recycled PE.T. Felt, latex backing

Weight 1.000 g/m2 | 29.49 oz/yd2

Abrasion resistance >7.000 Martindale

Flammability EU: EN 13501.1 + A1/2009 Class B-s1,d0
USA: ASTM E84 Class A certified

Fastness to light USA 5



Lace

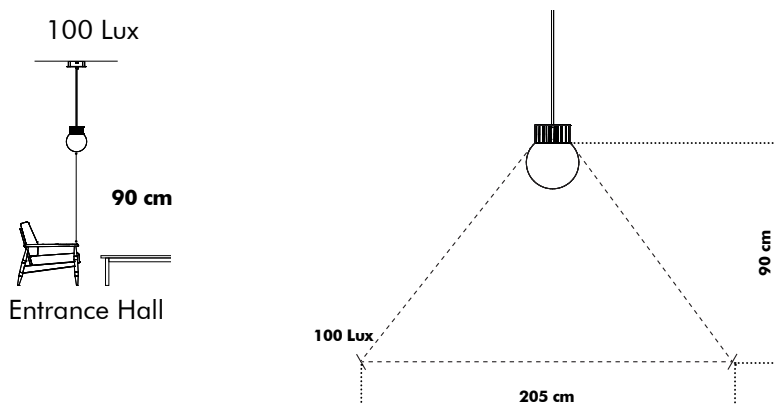
Lace black | white | fluorescent orange



Photometric Data

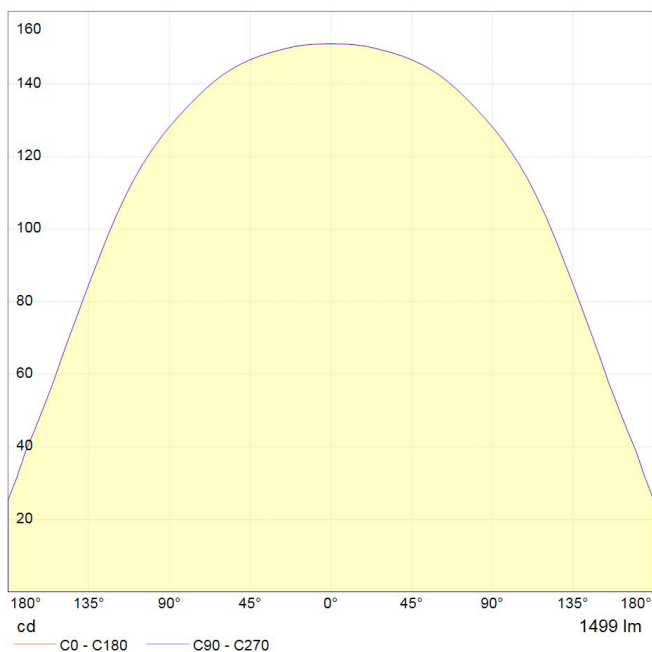
BuzziShade LED Globe

To enlight your room with a lux level of 100 lux take following measures into account.

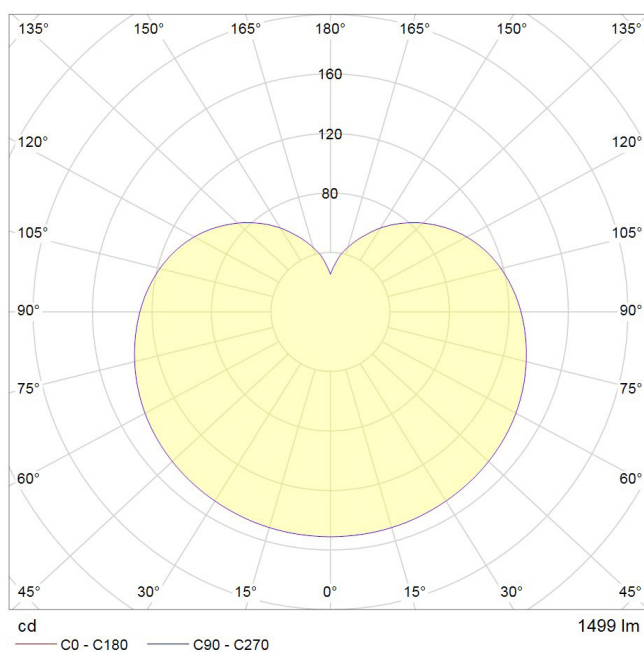


* According to EN12464

Globe Cartesian diagram

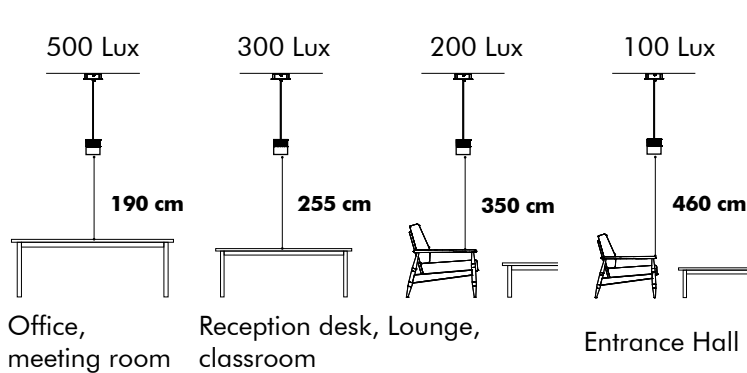


Globe Polar curve

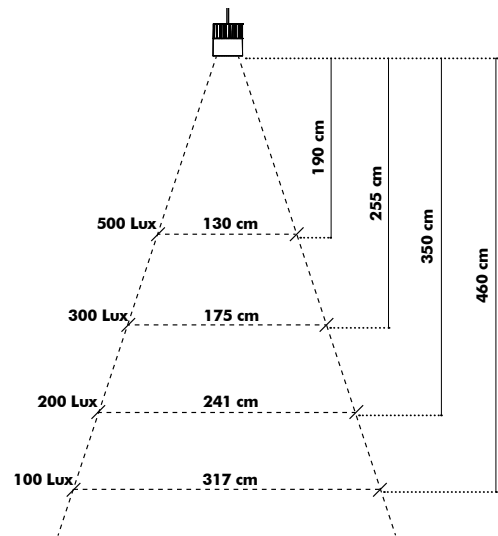


BuzziShade LED Spot

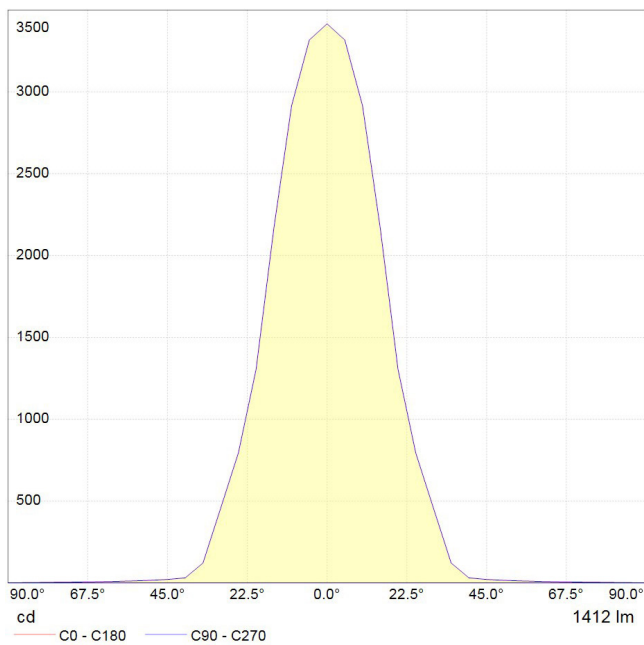
To enlight your workplace or room with optimal lux levels take following measures into account.



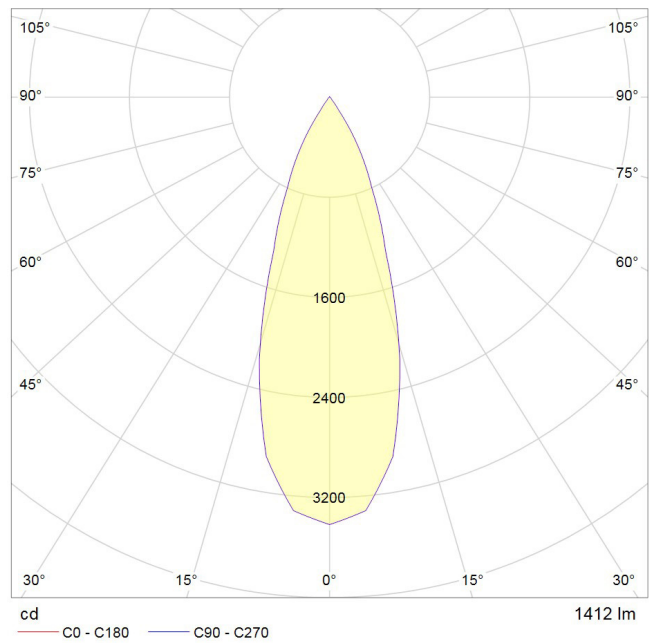
* According to EN12464



Globe Cartesian diagram

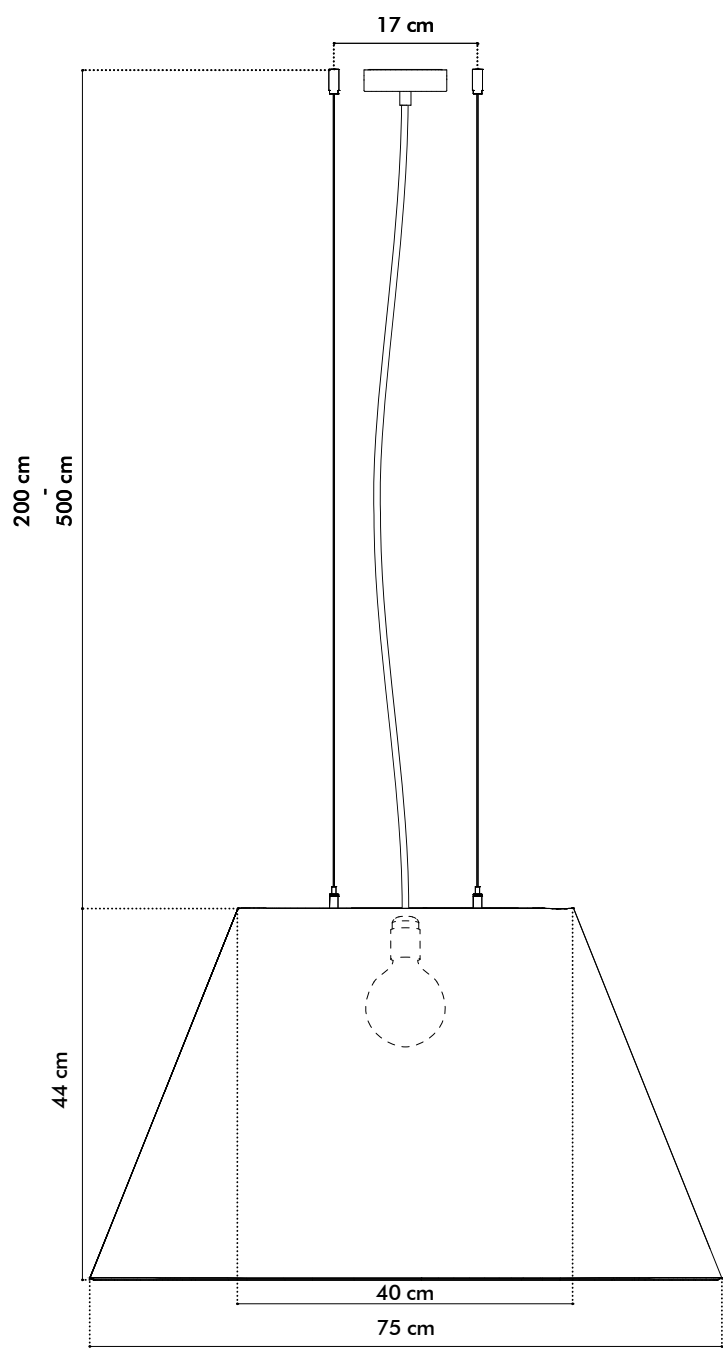


Globe Polar curve

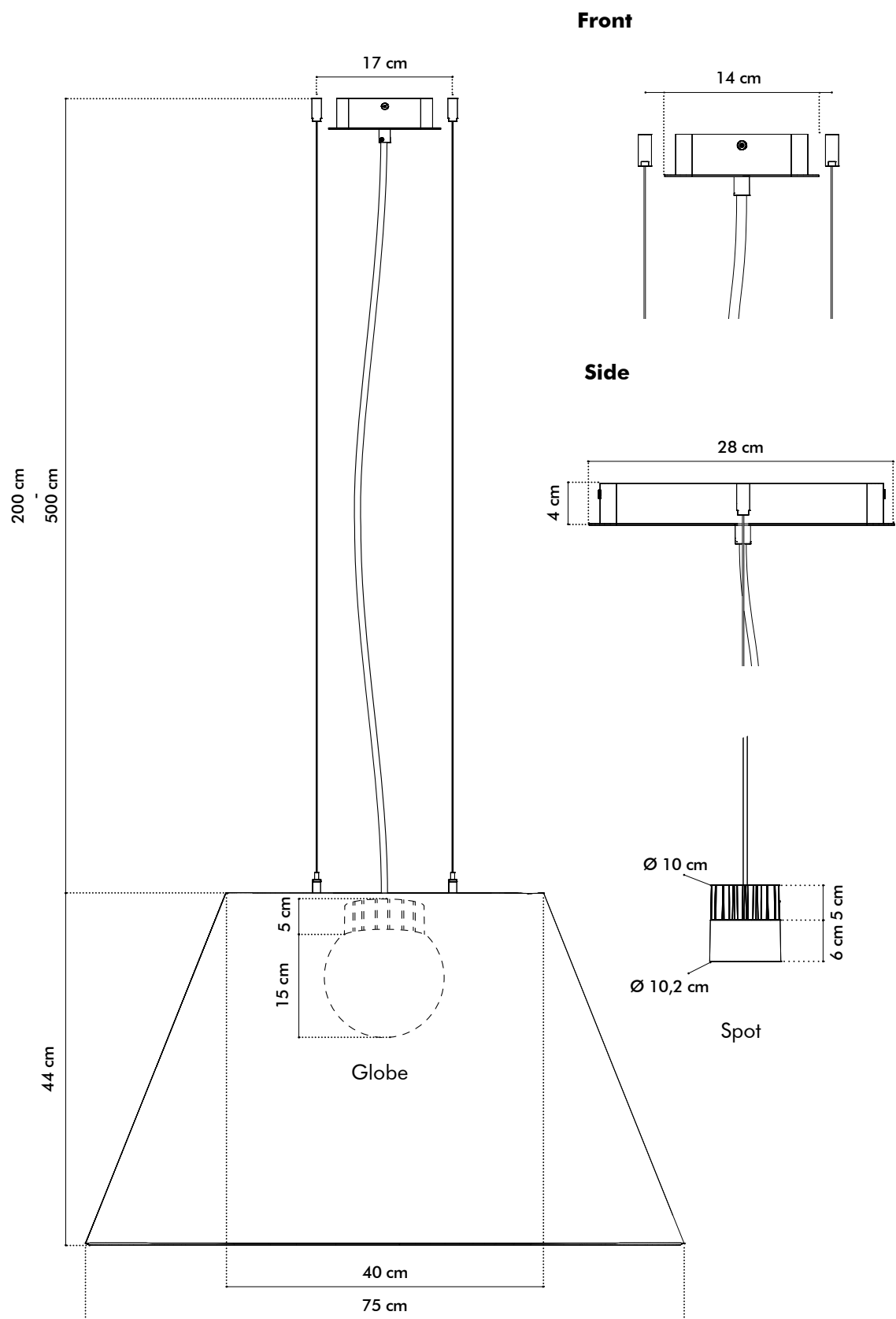


Dimensions

BuzziShade Square Medium



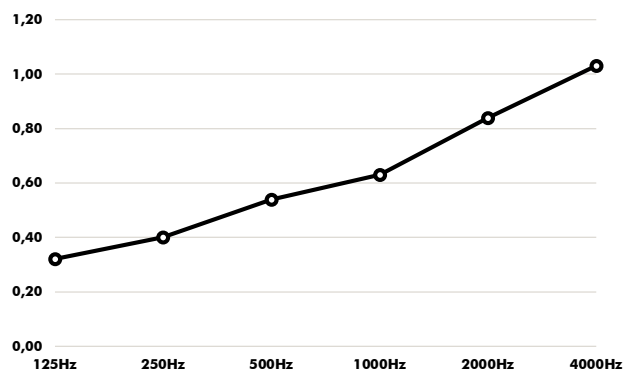
BuzziShade Square LED Globe Medium



Acoustics

BuzziShade Square

Equivalent sound absorption area in m² per object



Hz	Aeq/m²
125	0,32
250	0,40
500	0,54
1000	0,63
2000	0,84
4000	1,03